



ASXP Series Current Operated Switches are powered versions of our popular current switches with integral time delay. A fixed two-second delay upon trip minimizes nuisance alarms during start-up and operation in motor or heater status applications. For use with 24VAC/DC or 120VAC supplies, this high performance product offers OEM-caliber accuracy, precision tolerances, low hysteresis and low (non-sinusoidal) frequency operation. Available with status LED and solid-core enclosure as standard.

ASXP SERIES Current Operated Switches

Applications

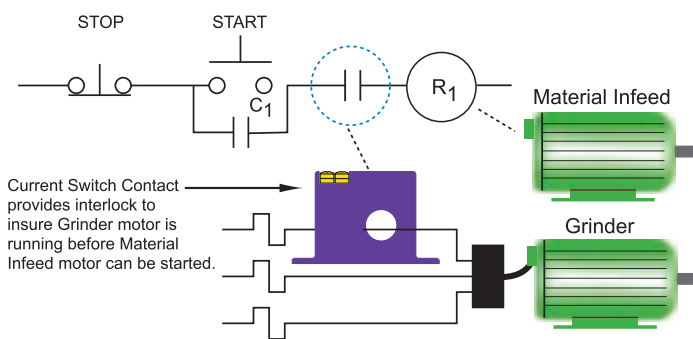
Motor Protection

- Serves as an electronic proof-of-operation; detects current draw changes in motors when they encounter problems such as pumps running dry or pending bearing failure.
- Non-intrusive, less expensive to install than differential pressure flow sensors or thermal switches.
- Much quicker response time than Class 10 overload relays.

High Inrush or Temporary Overload Current

- Adjustable start-up/delay timer allows 0–15 second delay to eliminate nuisance trips from high inrush or short overload conditions.

Safety Interlocks



Features

Fixed Start-up/Delay Timer

- Factory calibrated trip timer set to 2 seconds to eliminate nuisance alarms due to start-up inrush or temporary overcurrent conditions.

Choice of N.O./N.C. Electro-mechanical Relay Output

- Contact rating of 10A @ 240VAC provides adequate switching capacity for use with most motor control systems.

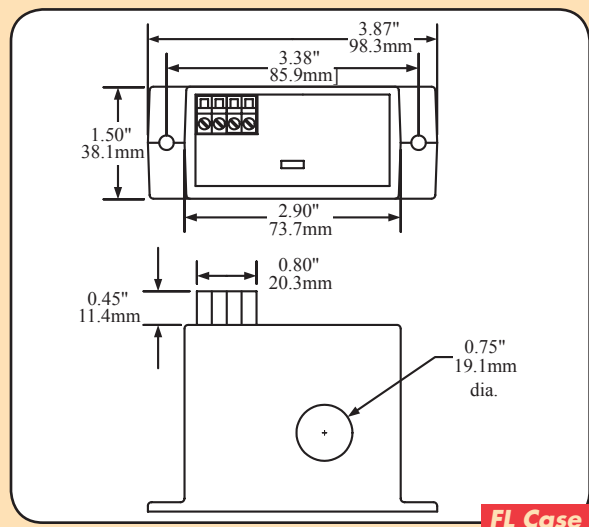
Improved Ease of Installation and Use

- Eliminates need for separate time delay relay.
- Choice of 24VAC/DC or 120VAC supply models.
- LED provides indication of trip point contact status.
- Setpoint adjustable from 1–50A.

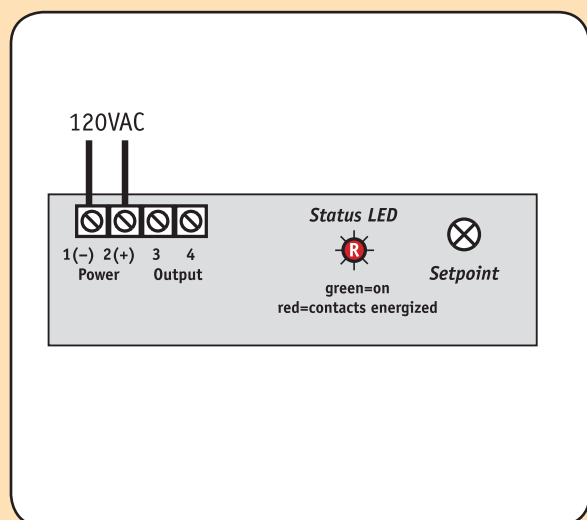
Industrial Grade Performance

- 0.5% accuracy, precise time delay setpoint, constant hysteresis, linear response and low frequency capability.

Dimensions



Connections



Specifications

Power Supply	120VAC/VDC (+/- 10%), 2VA max
Output	Electromechanical SPST Relay, Auto Reset
Output Rating	10A @ 240VAC
Trip Point Range	<ul style="list-style-type: none"> ● ASXP1: 1–20A ● ASXP2: 20–50A
Time Delay	2.0 sec (fixed)
Input Range	<ul style="list-style-type: none"> ● ASXP1: 0–20A ● ASXP2: 0–50A
Max Inrush Current	500A (5 second duration)
Hysteresis	5% (constant)
Isolation Voltage	1,250 VAC (monitored)
Frequency Range	6–100Hz
Sensing Aperture	0.75" (19.1mm) dia.
Case	UL94 V0 Flammability Rated
Environmental	-4 to 122°F (-20 to 50°C) 0–95%RH, non-condensing

Ordering Information

Sample Model Number: ASXP1-NOR-120-FL
 AC current switch, fixed 2 sec. delay, N.O. 10A @ 240VAC output,
 120VAC/VDC supply, solid-core enclosure.

ASXP (1) - (2) - (3) - (4)

(1) Input Range

1	0–20A
2	0–50A

(2) Output Type

NOR	N.O. SPST 10A @ 240VAC
NCR	N.C. SPST 10A @ 240VAC

(3) Power Supply

120	120VAC
-----	--------

(4) Case Style

FL	Solid-core
----	------------