

Varcorder Amp, Power Factor, and VAR Recorder


Collect and analyze load and power profiles

Easily clamps to the line in seconds


Infrared communication with no annoying cables to connect

Softlink interface downloads directly into Microsoft Excel

Generate reports and create graphs for profile analysis



Hotstick Mounted



Universal Hotstick Adapter



The Varcorder measures and records Amps and Power Factor. A voltage constant is then applied in software to calculate VARs. The Varcorder uses the same current sensor technology as the original Ampstik. This patented amp sensor does not use magnetic materials and has no moving parts. The opening of the sensor is electronically closed, and external currents are electronically rejected.

The accuracy, external current reject, and range of currents measured by the patented amp sensor substantially exceed the performance of the best clamp-on sensors. The true power factor is calculated by measuring the electric field in comparison with the current reported from the amp sensor. The key feature of the unit is the

ability to leave it deployed on the line to record readings every 15 minutes for 90+ days. It easily attaches to the line with a standard shotgun style hotstick. Once on the line, it immediately begins to collect and record the current and power factor on the line.

The Varcorder is equipped with an infrared serial port for communicating the recorded data into the user's PC. The data is downloaded through SensorLink's SoftLink software, which allows the user to download, view and query the data stored on the Varcorder.

The housing of the Varcorder is made of urethane and is built to operate safely, even in severe utility environments. It

is resistant to shock, repels water and is unsusceptible to flame. It also operates within a wide temperature range. The Varcorder has a urethane carabiner latch assembly, which allows it to hang on the line securely in all weather conditions.


SoftLink is a user-friendly software interface that allows the user to download, view, graph and export data from the Varcorder into Microsoft Excel. The data directly transfers from the Varcorder into Excel through an Infrared Port. Microsoft Excel not included.

Applications

Check for load balance

Conduct load VAR flow studies

Meter verification



Varcorder

Amp, Power Factor, and VAR Recorder

Model Number	6-910
Type	Recording Ammeter Kit 3 Varcorders IrDA Serial Cable Softlink Software Soft Carrying Case
Range of Operation	
Voltage	69kV
Current	1 to 2000A
Sensor Opening	Up to 1.3 in (up to 3.3 cm)
Resolution	
Amps 1 to 99.9A	.1A
100 to 2000A	1A
Power Factor	.01
Accuracy	
Amps	±1% of reading plus 2 counts
Power Factor	±.01% (From +.71 to -.71)
Frequency	60 Hz (57 to 63 Hz) or 50 Hz (47 to 53 Hz) Models Available
Mechanical	
Weight	1.5 lbs (.68 kg)
Dimensions	9.75 in x 4.75 in x 3 in (24.77 cm x 12.07 cm x 7.62 cm)
Operating Temp.	-4 to +140 degrees F (-20 to +60 degrees C)
Hotstick Mounting	Shotgun Style Hotstick
Battery	9 volt Alkaline
Software Requirements	Softlink & Microsoft Excel
Processor	100 MHz or Higher (200 MHz or Higher Recommended)
RAM	32 MB, 64 Recommended
Drive Space	15 MB to load software, 10 MB of Operating Space



Carrying Case



SensorLink® Corporation

techniCAL Systems 2002 Inc.

436 Jacqueline Blvd., Hamilton, ON L9B 2R3

Toll Free: 866-327-8731 (1-86-MEASURE-1)

phone 905-575-1941

fax 905-575-0386

www.technical-sys.com